




3-2 Indoor Display Error and Check Method

Description	LAMP			Main Checking Point
	OPERATION	TIMER	TURBO	
				
Indoor unit room temperature sensor error (open or short)	○	●	○	3-2P
Indoor unit heat exchanger temperature sensor error (open or short)	●	●	○	3-3P
Indoor fan motor malfunction	○	○	●	3-4P
EEPROM error	●	●	●	Option Setting
Option error (option wasn't set up or option data error)	●	●	●	Option Setting
Outdoor unit error	●	○	●	Remote Control on/off Outdoor Unit Power Reset

● : Lamp on, ○ : Lamp off, ◐ : Lamp blink

3-3 Outdoor LED Error Display and Check Method

No.	LED Display			Explanation
	Yellow	Green	Red	
1	○	○	○	Power off/ VDD NG
2	○	○	◎	IPM Over Current(O.C)
3	○	○	●	Abnormal Serial communication
	○	●	●	
4	○	◎	○	Compressor Starting error
5	○	◎	●	Normal Operation
6	○	●	○	Compressor Lock error
7	○	●	◎	DC-Link voltage under/over error
8	◎	○	◎	Outdoor temperature sensor error
9	◎	○	●	Discharge over temperature
10	◎	◎	○	Discharge temperature sensor error
11	◎	◎	●	Current sensor error
12	◎	●	○	Compressor limit error
13	◎	●	◎	Coil temperature sensor error
14	◎	●	●	1 min. Time out Communication
15	●	○	○	Fan error
16	●	○	◎	OTP error
17	●	○	●	Compressor rotation error
18	●	◎	○	Operation condition secession(Dual only)
19	●	◎	◎	DC-Link voltage sensor error
20	●	◎	●	I_Trip error / PFC Over current
21	●	●	○	GAS Leak error
22	●	●	◎	AC Line Zero Cross Signal out
23	●	●	●	Power ON reset(1sec)
24	◎	○	○	Capacity miss match
25	○	◎	◎	Test Operation at Cooling Mode
26	◎	◎	◎	Test Operation at Heating Mode

● : LED ON, ○ : LED OFF, ◎ : LED BLINK